

Vulnerable Adult Maltreatment Dashboard

Statewide Maltreatment Data

Table of Contents

Data Description	3
Maltreatment Summary, Calendar Year 2022-2025	6
Step One: Report	7
Total Reports & Allegations, Calendar Year 2022-2025	7
Total Allegations by Type, Calendar Year 2022-2025.....	8
Step Two: Refer	9
Reports & Allegations by Agency, Calendar Year 2022-2025	9
Allegations by Type and Agency, Calendar Year 2022-2025	11
Step Three: Agency Response	12
Agency Response, Calendar Year 2022-2025	12
Step Four: Agency Determinations	13
Determinations by Allegation and Agency, Calendar Year 2025.....	13
Determinations by Allegation and Agency, Calendar Year 2024.....	14
Determinations by Allegation and Agency, Calendar Year 2023.....	15
Determinations by Allegation and Agency, Calendar Year 2022.....	16

Vulnerable Adult Maltreatment Dashboard

Data Description

Data Source: DHS Data Warehouse

Data is generated from a working database, as a result, numbers can change over time due to data cleanup and requirements for data destruction after 3 years.

Data Explanation

The Minnesota Adult Abuse Reporting Center (MAARC) is the state centralized common entry point for mandated reporters and the public to report adults who are vulnerable and suspected of having been abused, neglected, or financially exploited. All reports made to MAARC are referred to the agency responsible to respond. Minnesota encourages reporting based on a standard of suspicion and accepts all reports.

Step One: Report

Suspected abuse, neglect, or financial exploitation is reported to MAARC.

Total Reports is the total number of adult maltreatment reports received by MAARC.

Total Allegations is the total number of allegations reported within the adult maltreatment reports received by MAARC. Each allegation type is counted once per report.

Allegation types include:

- **Caregiver Neglect:** Failure by a caregiver to provide an adult, who is vulnerable, with the care or services necessary to maintain their health.
- **Emotional Abuse:** Conduct that is not an accident or therapeutic and produces, or could reasonably be expected to produce, emotional distress.
- **Financial Exploitation (fiduciary):** Unauthorized spending and/or failure to spend the funds of an adult, who is vulnerable, for the adult's benefit when the person alleged responsible has a financial relationship/obligation to the adult. (*theft, fraud, coercion, undue influence, or scam by a power-of-attorney, conservator, trustee, payee, or other fiduciary*)
- **Financial Exploitation (non-fiduciary):** Unauthorized spending and/or failure to spend the funds of an adult, who is vulnerable, for the adult's benefit when the person alleged responsible does not have a financial relationship/obligation to the adult. (*theft, fraud, coercion, undue influence, or scam*)
- **Physical Abuse:** Conduct that is not an accident or therapeutic and produces, or could reasonably be expected to produce, physical pain or injury. (*hitting, slapping, kicking, punishment*)
- **Self Neglect:** Failure by an adult, who is vulnerable, to meet the needs essential to maintain the adult's health, safety, or comfort.
- **Sexual Abuse:** Contact or interaction of a sexual nature involving an adult, who is vulnerable, without their agreement, any sexual interaction with a licensed provider, or criminal sexual conduct against an adult who is vulnerable.

Step Two: Refer

MAARC refers the report to the agency responsible. The agency responsible is required to review the report and decide how to respond.

The agencies include:

- **County Adult Protective Services (APS):** is responsible when the report of suspected maltreatment does not involve a facility or service required to be licensed by DHS Licensing or the Department of Health. (*family, friend, personal care assistant (PCA), scam, unknown person, self-neglect*)
- **DHS Licensing:** is responsible when the report of suspected maltreatment involves a facility or service required to be licensed by the Department of Human Services. (*adult day care, adult foster care, programs for people with disabilities, substance use disorders, sex offender programs*)
- **MN Department of Health (MDH):** is responsible when the report of suspected maltreatment involves a facility or service required to be licensed by the Department of Health for the care of adults who are vulnerable. (*hospitals, home care providers, nursing homes, hospice providers*)

Agency Reports is the total number of adult maltreatment reports, MAARC received in the calendar year, by the agency responsible to respond.

Total Agency Reports may include duplicate counts when more than one agency is responsible for a single report. As a result, the Step Two - Refer, "Agency Reports" total, will not match the "Total Reports" total in Step One - Report.

Agency Allegations is the total number of allegations referred to the agency responsible to respond. Each allegation type is counted once per report received by the agency responsible. However, Total Agency Allegations may include duplicate counts when more than one agency is responsible for the same report. As a result, the Step Two - Refer, "Agency Allegations" total, will not match the "Total Allegation" total in Step One - Report.

Step Three: Response

Each report is reviewed by the agency responsible to make decisions on how to respond to the report and protect the vulnerable adult.

Agency Reports is the total number of adult maltreatment reports, MAARC received in the calendar year, by the agency responsible to respond.

Total Agency Reports may include duplicate counts when more than one agency is responsible for a single report. As a result, the Step Two - Refer, "Agency Reports" total, will not match the "Total Reports" total in Step One - Report

Accepted for Investigation is the total number of reports the agency responsible received in the calendar year that met requirements for investigation.

Step Three: Response

Each report is reviewed by the agency responsible to make decisions on how to respond to the report and protect the vulnerable adult.

Agency Reports is the total number of adult maltreatment reports, MAARC received in the calendar year, by the agency responsible to respond.

Total Agency Reports may include duplicate counts when more than one agency is responsible for a single report. As a result, the Step Two - Refer, "Agency Reports" total, will not match the "Total Reports" total in Step One - Report

Accepted for Investigation is the total number of reports the agency responsible received in the calendar year that met requirements for investigation.

Step Four: Determination

The agency makes a determination for every report that meets the requirements for investigation.

County APS investigates by gathering facts and engages adults in assessment and service interventions to stop, reduce risk or prevent maltreatment regardless of the agency's determination.

DHS Licensing/MDH investigate and regulate licensed providers and may take action for service quality and safety of adults, who are vulnerable, regardless of the agency's determination.

Determinations include:

- **True:** allegation of maltreatment occurred
- **False:** allegation of maltreatment did not occur
- **Inconclusive:** unable to be determined if maltreatment occurred
- **No Determination:** allegation was not able to be investigated, or the adult referred was determined by the agency not to be vulnerable.

Determination totals represent the number of determinations the agency made in the calendar year by determination type.

Data Limitations

- Each report is for one (1) adult. A report may reflect more than one (1) adult if the incident impacted more than five (5) adults.
- Maltreatment allegation types are counted once per report when multiple person/providers are alleged responsible.
- A single allegation may reflect multiple incidents of maltreatment.
- A single incident may reflect multiple allegations.
- Not all incidents reported and referred to an agency for response meet the legal definition of maltreatment.
- Not all adults reported and referred to an agency for response meet the legal definition of vulnerable.
- Agency determinations may be made in a different calendar year than the year in which the report was received.
- APS may not close for protective services in the same calendar year the determination was made.
- Data entry errors may occur.

For more information or questions, email dhs.adultprotection@state.mn.us

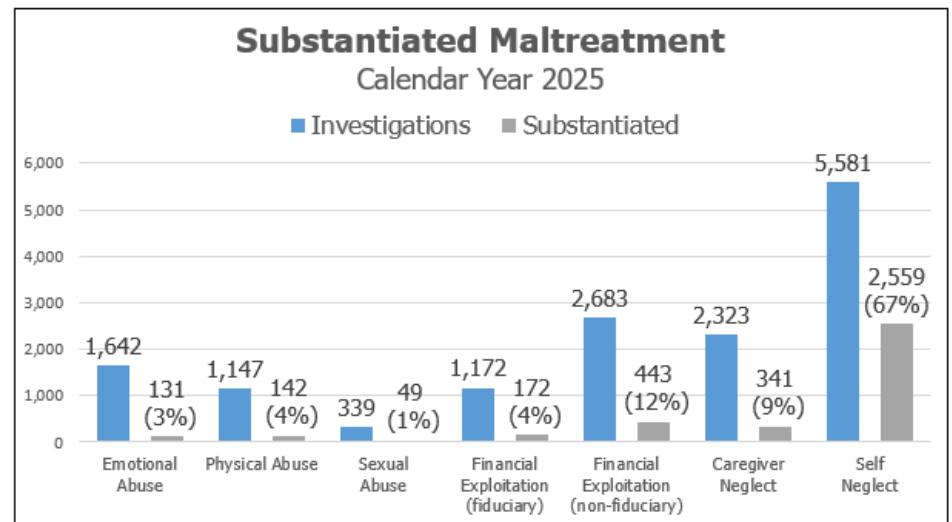
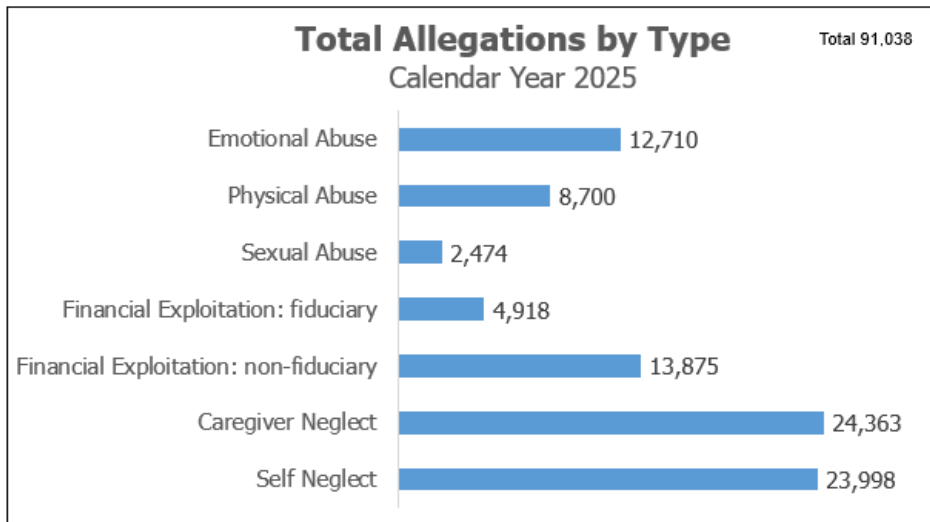
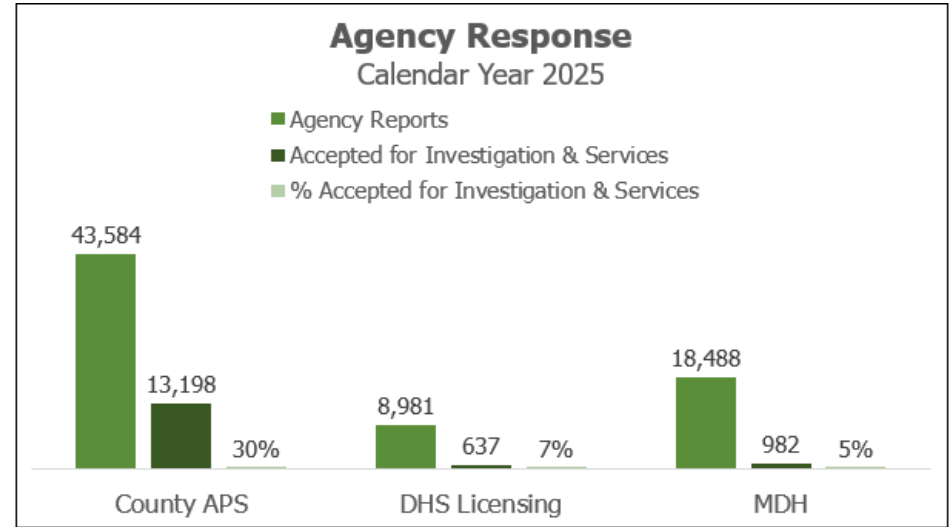
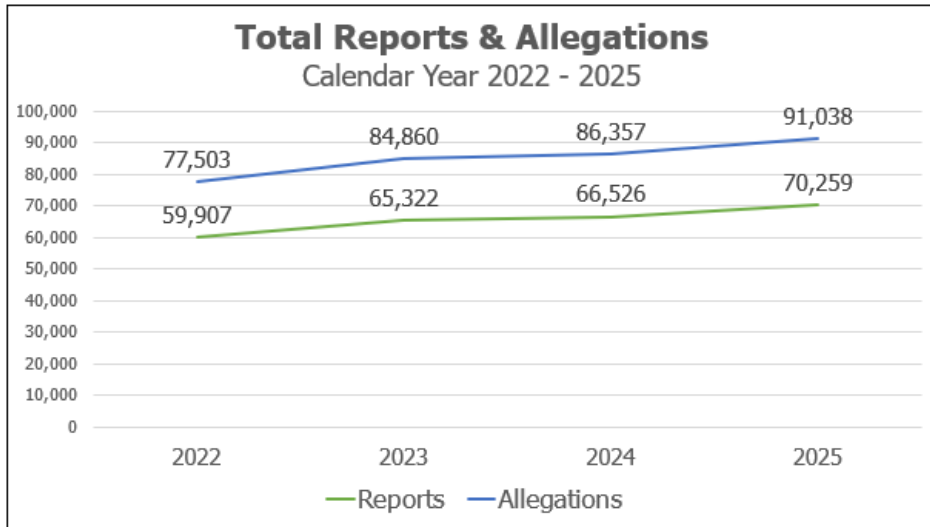
Websites:

MN Department of Human Services, Adult Protection mn.gov/dhs/adult-protection/

Vulnerable Adult Maltreatment Dashboard: <https://mn.gov/dhs/partners-and-providers/news-initiatives-reports-workgroups/adult-protection/dashboard.jsp>

Vulnerable Adult Maltreatment Dashboard

Maltreatment Summary, Calendar Year 2022-2025



Vulnerable Adult Maltreatment Dashboard

Step One: Report

Suspected abuse, neglect, or financial exploitation is reported to the Minnesota Adult Abuse Reporting Center (MAARC).

Total Reports & Allegations, Calendar Year 2022-2025

	Calendar Year				Total
	2025	2024	2023	2022	
Reports	70,259	66,526	65,322	59,907	262,014
Allegations	91,038	86,357	84,860	77,503	339,758

Total Reports is the total number of adult maltreatment reports received by MAARC in the calendar year. This count is by unique report number.

Total Allegations is the total number of allegations reported within the adult maltreatment reports received by MAARC in the calendar year. Each allegation type is counted once per report.

Vulnerable Adult Maltreatment Dashboard

Step One: Report

Suspected abuse, neglect, or financial exploitation is reported to the Minnesota Adult Abuse Reporting Center (MAARC).

Total Allegations by Type, Calendar Year 2022-2025

Total allegations reported to MAARC by allegation type per calendar year.

Allegation Type	Calendar Year				Total
	2025	2024	2023	2022	
Emotional Abuse	12,710	12,594	12,678	11,310	49,292
Physical Abuse	8,700	8,737	8,950	8,934	35,321
Sexual Abuse	2,474	2,337	2,454	2,326	9,591
Financial Exploitation: fiduciary	4,918	4,381	3,822	3,673	16,794
Financial Exploitation: non-fiduciary	13,875	12,970	12,285	10,504	49,634
Caregiver Neglect	24,363	23,932	24,238	22,307	94,840
Self Neglect	23,998	21,406	20,433	18,449	84,286
Total Allegations by CY	91,038	86,357	84,860	77,503	

Total Allegations is the total number of allegations reported within the adult maltreatment reports received by MAARC in the calendar year. Each allegation type is counted once per report.

Vulnerable Adult Maltreatment Dashboard

Step Two: Refer

Each adult maltreatment report is referred to the agency responsible to respond within two (2) working days. The agencies include: County Adult Protective Services (APS), DHS Licensing and MN Dept. of Health.

Reports & Allegations by Agency, Calendar Year 2022-2025

Number of reports and allegations referred to the agency responsible to respond.

Year	Agency	Agency Reports	Agency Allegations
2025	County APS	43,584	58,173
	DHS Licensing	8,981	11,874
	MDH	18,488	22,852
	Total	71,053	92,899
2024	County APS	39,858	53,081
	DHS Licensing	8,602	11,603
	MDH	18,842	23,462
	Total	67,302	88,146
2023	County APS	37,255	49,608
	DHS Licensing	8,876	12,528
	MDH	19,923	24,456
	Total	66,054	86,592
2022	County APS	33,528	44,738
	DHS Licensing	8,043	10,740
	MDH	18,810	23,132
	Total	60,381	78,610

Agency Reports is the total number of adult maltreatment reports, MAARC received in the calendar year, by the agency responsible to respond.

Total Agency Reports may include duplicate counts when more than one agency is responsible for a single report. As a result, Step Two: Refer, "Agency Reports" total, will not match the "Total Reports" total in Step One: Report.

Agency Allegations is the total number of allegations referred to the agency responsible to respond. Each allegation type is counted once per report received by the agency responsible.

Total Agency Allegations may include duplicate counts when more than one agency is responsible for the same report. As a result, Step Two: Refer, "Agency Allegations" total, will not match the "Total Allegation" total in Step One: Report.

Vulnerable Adult Maltreatment Dashboard

Step Two: Refer

Each adult maltreatment report is referred to the agency responsible to respond within two (2) working days. The agencies include: County Adult Protective Services (APS), DHS Licensing and MN Dept. of Health.

Allegations by Type and Agency, Calendar Year 2022-2025

Number of allegations by allegation type referred to the agency responsible to respond.

Year	Agency	Emotional Abuse	Physical Abuse	Sexual Abuse	Financial Exploitation (fiduciary)	Financial Exploitation (non-fiduciary)	Caregiver Neglect	Self Neglect	Total
2025	County APS	7,868	4,079	1,206	4,258	11,394	8,932	20,436	58,173
	DHS Licensing	2,303	1,389	513	338	1,035	6,077	219	11,874
	MDH	2,974	3,421	815	424	1,739	10,019	3,460	22,852
	Total	13,145	8,889	2,534	5,020	14,168	25,028	24,115	92,899
2024	County APS	7,537	3,957	1,108	3,789	10,482	7,947	18,261	53,081
	DHS Licensing	2,303	1,460	519	313	927	5,914	167	11,603
	MDH	3,197	3,525	759	371	1,784	10,733	3,093	23,462
	Total	13,037	8,942	2,386	4,473	13,193	24,594	21,521	88,146
2023	County APS	7,221	3,756	1,123	3,250	9,814	7,552	16,892	49,608
	DHS Licensing	2,625	1,660	569	301	1,050	6,008	315	12,528
	MDH	3,262	3,732	815	354	1,646	11,302	3,345	24,456
	Total	13,108	9,148	2,507	3,905	12,510	24,862	20,552	86,592
2022	County APS	6,245	3,813	998	3,142	8,422	6,640	15,478	34,680
	DHS Licensing	2,112	1,409	503	262	734	5,543	177	10,740
	MDH	3,239	3,868	858	324	1,473	10,518	2,852	23,132
	Total	11,596	9,090	2,359	3,728	10,629	22,701	18,507	68,552

Agency Allegations is the total number of allegations referred to the agency responsible to respond. Each allegation type is counted once per report received by the agency responsible.

Total Agency Allegations may include duplicate counts when more than one agency is responsible for the same report. As a result, Step Two: Refer, "Agency Allegations" total, will not match the "Total Allegation" total in Step One: Report.

Vulnerable Adult Maltreatment Dashboard

Step Three: Agency Response

Each adult maltreatment report is reviewed by the agency responsible to make decisions on how to respond to the report and protect the vulnerable adult. The agencies include: County Adult Protective Services (APS), DHS Licensing and MN Dept. of Health.

Agency Response, Calendar Year 2022-2025

Year	Agency	Agency Reports	Accepted for Investigation & Services	% Accepted for Investigation & Services
2025	County APS	43,584	13,198	30%
	DHS Licensing	8,981	637	7%
	MDH	18,488	982	5%
	Total	71,053	14,817	21%
2024	County APS	39,858	11,784	30%
	DHS Licensing	8,602	536	6%
	MDH	18,842	967	5%
	Total	67,302	13,287	20%
2023	County APS	37,255	10,395	28%
	DHS Licensing	8,876	770	9%
	MDH	19,923	907	5%
	Total	66,054	12,072	18%
2022	County APS	33,528	8,295	25%
	DHS Licensing	8,043		-
	MDH	18,810		-
	Total	60,381	8,295	14%

Agency Reports is the total number of adult maltreatment reports, MAARC received in the calendar year, by the agency responsible to respond.

Total Agency Reports may include duplicate counts when more than one agency is responsible for a single report. As a result, Step Two: Refer, "Agency Reports" total, will not match the "Total Reports" total in Step One: Report.

Accepted for Investigation & Services is the total number of reports the agency responsible received in the calendar year that met the requirements for investigation.

The agency has five (5) business days to decide if the report meets the requirements for investigation. Minnesota law allows agencies to use their own guidelines to decide which reports require investigation.

DHS Licensing & MDH Determination data is available beginning calendar year 2023.

Vulnerable Adult Maltreatment Dashboard

Step Four: Agency Determinations

The agency makes a determination for every report that meets the requirements for investigation.

Determinations by Allegation and Agency, Calendar Year 2025

2025		Emotional Abuse	Physical Abuse	Sexual Abuse	Financial Exploitation (fiduciary)	Financial Exploitation (non-fiduciary)	Caregiver Neglect	Self Neglect	Determination Totals	
County APS	True	83	63	25	153	338	45	2,559	3,266	25%
	False	509	300	69	477	661	737	1,749	4,502	35%
	Inconclusive	438	263	57	277	539	265	6	1,845	14%
	No Determination	372	215	61	221	944	260	1,213	3,286	25%
	Total Allegations	1,402	841	212	1,128	2,482	1,307	5,527	12,899	100%
DHS Licensing	True	41	56	16	18	53	145	0	329	33%
	False	10	9	11	4	9	80	0	123	12%
	Inconclusive	106	114	48	11	30	233	0	542	54%
	No Determination	0	0	0	0	0	1	0	1	0%
	Total Allegations	157	179	75	33	92	459	0	995	100%
MDH	True	7	23	8	1	52	151	0	242	24%
	False	61	70	25	8	29	330	48	571	58%
	Inconclusive	15	32	15	2	28	76	2	170	17%
	No Determination	0	2	4	0	0	0	4	10	1%
	Total Allegations	83	127	52	11	109	557	54	993	100%
Statewide Totals	True	131	142	49	172	443	341	2,559	3,837	26%
	False	580	379	105	489	699	1,147	1,797	5,196	35%
	Inconclusive	559	409	120	290	597	574	8	2,557	17%
	No Determination	372	217	65	221	944	261	1,217	3,297	22%
	Total Allegations	1,642	1,147	339	1,172	2,683	2,323	5,581	14,887	100%

Agency Determinations are the number of determinations the agency made in the calendar year by allegation and determination type. The allegation in the report is counted once per determination type. Allegations referred by MAARC, but not determined in the calendar year, are not included in the counts.

Vulnerable Adult Maltreatment Dashboard

Step Four: Agency Determinations

The agency makes a determination for every report that meets the requirements for investigation.

Determinations by Allegation and Agency, Calendar Year 2024

2024		Emotional Abuse	Physical Abuse	Sexual Abuse	Financial Exploitation (fiduciary)	Financial Exploitation (non-fiduciary)	Caregiver Neglect	Self Neglect	Determination Totals	
County APS	True	116	73	19	145	321	59	2,216	2,949	26%
	False	533	311	59	448	641	634	1,457	4,083	36%
	Inconclusive	382	226	61	211	415	276	4	1,575	14%
	No Determination	299	203	62	165	747	207	1,007	2,690	24%
	Total Allegations	1,330	813	201	969	2,124	1,176	4,684	11,297	100%
DHS Licensing	True	73	31	30	25	44	115	0	318	21%
	False	311	5	15	3	8	33	0	375	25%
	Inconclusive	226	95	40	1	26	219	0	607	40%
	No Determination	203	0	0	0	0	2	0	205	14%
	Total Allegations	813	131	85	29	78	369	0	1,505	100%
MDH	True	25	48	9	16	74	253	2	427	31%
	False	62	106	16	10	37	407	68	706	51%
	Inconclusive	30	65	15	6	18	96	3	233	17%
	No Determination	1	1	1	0	1	6	17	27	2%
	Total Allegations	118	220	41	32	130	762	90	1,393	100%
Statewide Totals	True	214	152	58	186	439	427	2,218	3,694	26%
	False	844	422	74	451	649	667	1,457	5,164	36%
	Inconclusive	608	386	101	212	441	495	4	2,415	17%
	No Determination	502	204	62	165	747	209	1,007	2,922	21%
	Total Allegations	2,168	1,164	295	1,014	2,276	1,798	4,686	14,195	100%

Agency Determinations are the number of determinations the agency made in the calendar year by allegation and determination type. The allegation in the report is counted once per determination type. Allegations referred by MAARC, but not determined in the calendar year, are not included in the counts.

Vulnerable Adult Maltreatment Dashboard

Step Four: Agency Determinations

The agency makes a determination for every report that meets the requirements for investigation.

Determinations by Allegation and Agency, Calendar Year 2023

2023		Emotional Abuse	Physical Abuse	Sexual Abuse	Financial Exploitation (fiduciary)	Financial Exploitation (non-fiduciary)	Caregiver Neglect	Self Neglect	Determination Totals	
County APS	True	87	72	24	140	276	59	1,433	2,091	20%
	False	451	300	60	401	565	656	1,382	3,815	37%
	Inconclusive	387	237	75	178	389	234	21	1,521	15%
	No Determination	319	168	51	150	708	213	1,333	2,942	28%
	Total Allegations	1,244	777	210	869	1,938	1,162	4,169	10,369	100%
DHS Licensing	True	58	20	26	38	34	99	0	275	26%
	False	22	17	15	0	16	68	0	138	13%
	Inconclusive	145	114	64	2	43	274	0	642	61%
	No Determination	0	0	0	0	0	0	0	0	0%
	Total Allegations	225	151	105	40	93	441	0	1,055	100%
MDH	True	22	29	9	11	38	181	1	291	26%
	False	82	102	15	6	20	346	49	620	54%
	Inconclusive	39	32	15	1	13	101	5	206	18%
	No Determination	1	0	1	1	1	6	13	23	2%
	Total Allegations	144	163	40	19	72	634	68	1,140	100%
Statewide Totals	True	167	121	59	189	348	339	1,434	2,657	21%
	False	473	419	75	401	581	724	1,382	4,573	36%
	Inconclusive	532	383	139	180	432	508	21	2,369	19%
	No Determination	319	168	51	150	708	213	1,333	2,965	24%
	Total Allegations	1,491	1,091	324	920	2,069	1,784	4,170	12,564	100%

Agency Determinations are the number of determinations the agency made in the calendar year by allegation and determination type. The allegation in the report is counted once per determination type. Allegations referred by MAARC, but not determined in the calendar year, are not included in the counts.

Vulnerable Adult Maltreatment Dashboard

Step Four: Agency Determinations

The agency makes a determination for every report that meets the requirements for investigation.

Determinations by Allegation and Agency, Calendar Year 2022

2022		Emotional Abuse	Physical Abuse	Sexual Abuse	Financial Exploitation (fiduciary)	Financial Exploitation (non-fiduciary)	Caregiver Neglect	Self Neglect	Determination Totals	
County APS	True	96	70	22	121	225	79	444	1,057	12%
	False	461	292	64	388	570	731	937	3,443	39%
	Inconclusive	304	201	70	171	304	274	435	1,759	20%
	No Determination	250	158	45	134	583	230	1,203	2,603	29%
	Total Allegations	1,111	721	201	814	1,682	1,314	3,019	8,862	100%
DHS Licensing	True									
	False									
	Inconclusive									
	No Determination									
	Total Allegations	0	0	0	0	0	0	0	0	0%
MDH	True									
	False									
	Inconclusive									
	No Determination									
	Total Allegations	0	0	0	0	0	0	0	0	0%
Statewide Totals	True	96	70	22	121	225	79	444	1,057	12%
	False	461	292	64	388	570	731	937	3,443	39%
	Inconclusive	304	201	70	171	304	274	435	1,759	20%
	No Determination	250	158	45	134	583	230	1,203	2,603	29%
	Total Allegations	1,111	721	201	814	1,682	1,314	3,019	8,862	100%

County APS Determinations are the number of determinations the County APS agency made in the calendar year by allegation and determination type. Each allegation type is counted once per determination type. Allegations referred by MAARC, but not determined in the calendar year, are not included in the counts. **DHS Licensing & MDH Determination** data is available beginning calendar year 2023.