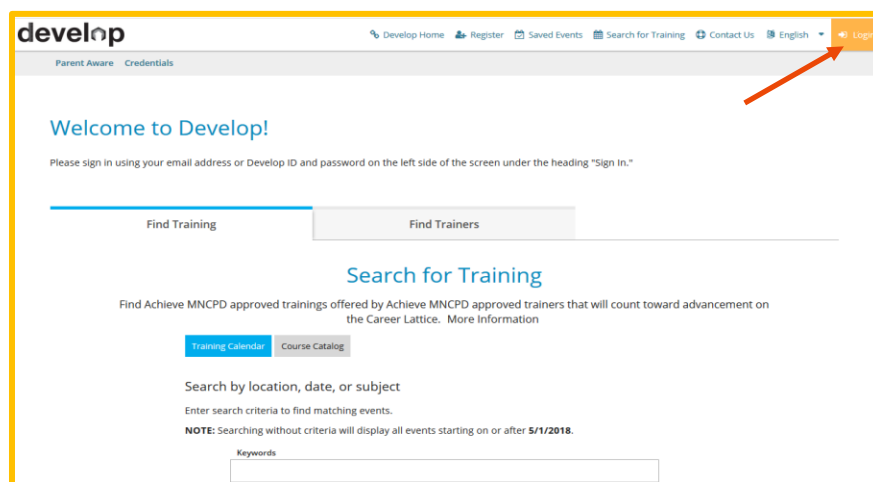
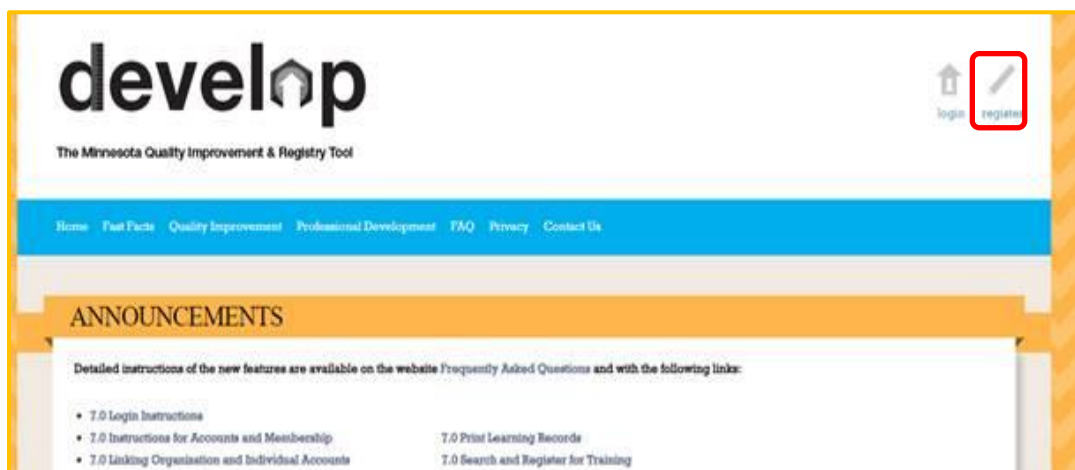


The Minnesota Quality Improvement & Registry Tool

Develop 7.0 Login Instructions

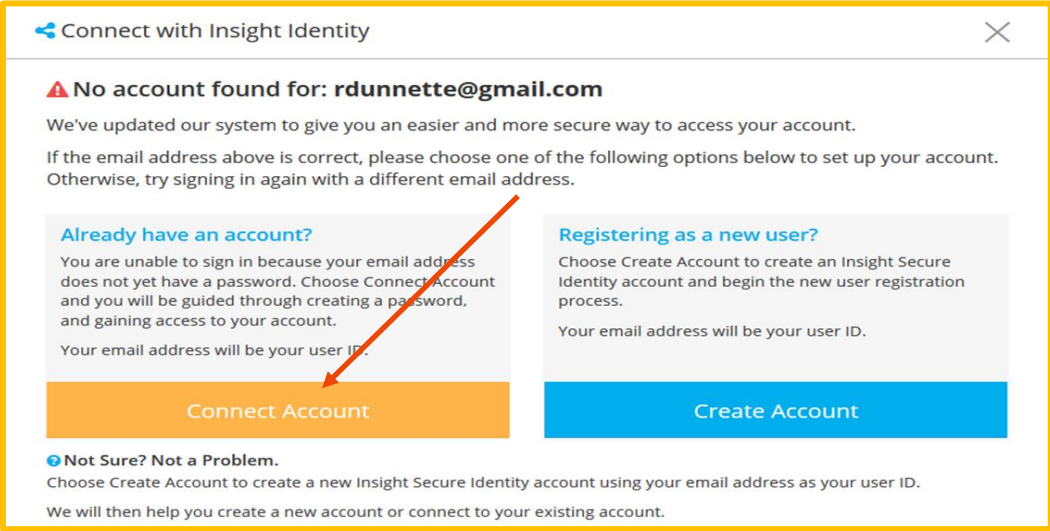
Hada waxaa lagaaga baahan yahay inaad ku gasho Develop ciwaan email. Hadii Develop heli kari waayo accountigaaga, waxaad ubaahan doontaa inaad bixiso akhbaar deeraad ah.

1. Aad www.developtoolmn.org kadibna kudhufo **Register**. kudhufo **Login** geska midigta dhinaca kore.

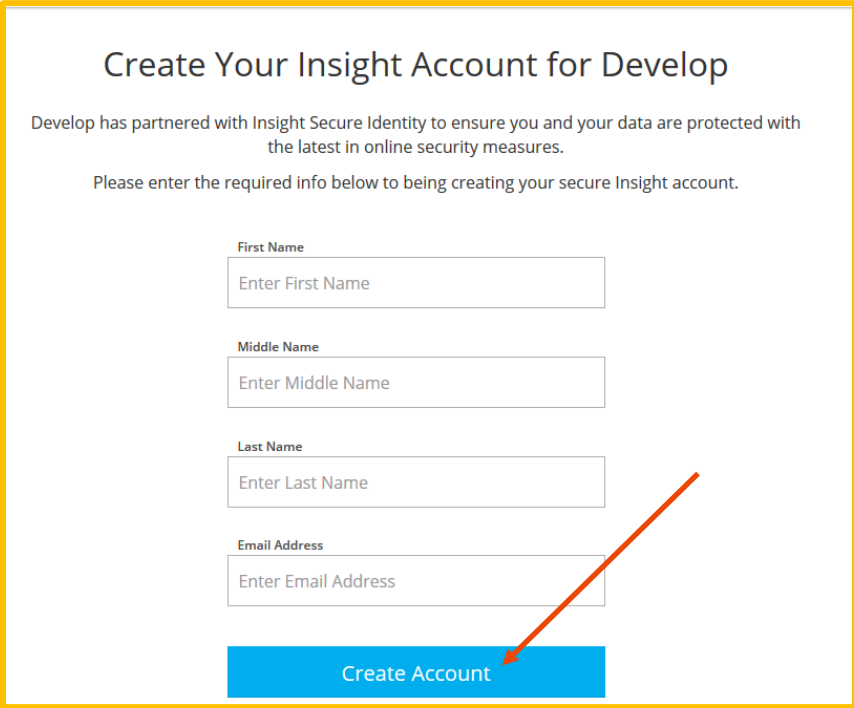


2. Hadii Develop heli kari waayo accountigaaga, waxaad arki doontaa qoraal sida kan hoose. Kudhufo **Connect Account** si aad u hesho accountigaaga.

Develop 7.0 Login Instructions

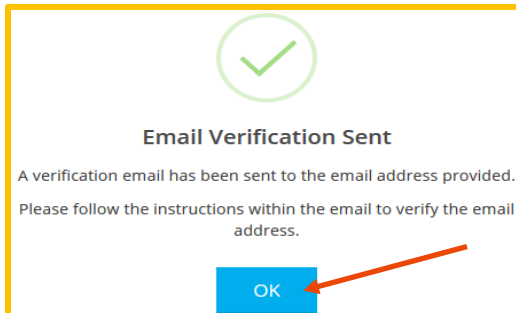


- 3. Kuqor akhbaarta lacodsaday kadibna kudhufo **Create Account**. (Xasuuso: xitaa hadaad kuxirayso accounti hore, waxaad kudhufan meesha **Create Account** kuqorantahay.)

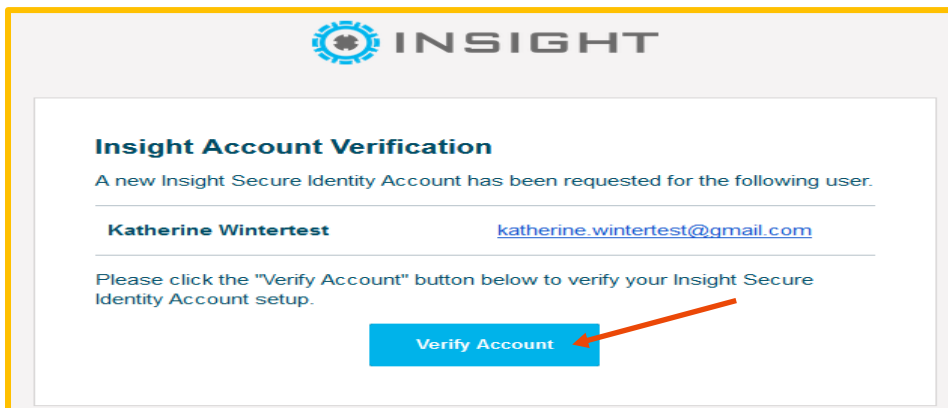


Develop 7.0 Login Instructions

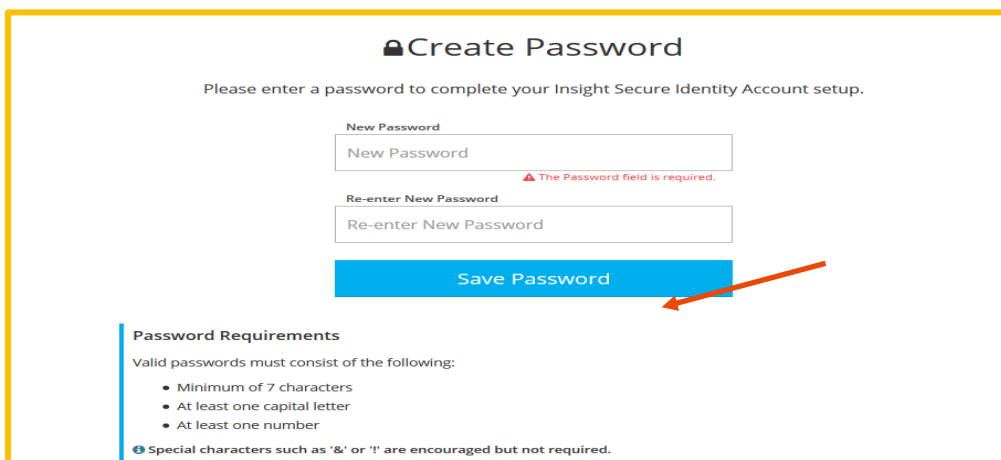
4. Qoraal soobaxaya xaqiijin doona in xaqiijiye email lagu soo diri doono ciwaankaga emailka ee meesha kugujira . Kudhufo **OK**.



5. Markaad hesho email ka, kudhufo **Verify Account**.



6. Kuqor furahaaga cusub, kadibna gali si aad ugu xaqiijiso. Kudhufo **Save Password**.



7. Kugal Develop email kaaga iyo furahaad cusboonaysiisay.

Develop 7.0 Login Instructions

- 8. Develop ayaa kugula talin doona inaad galiso akhbaar si aad u hesho accountigaagii hore, kudhufo **Next**.

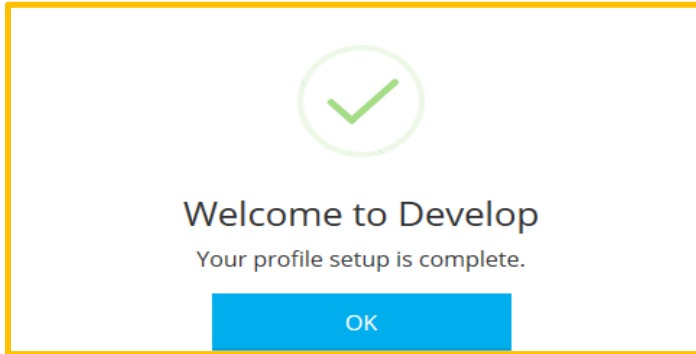
The screenshot shows a web interface titled "Individual Profile Setup" with a "Cancel" button in the top right. The main heading is "1 Step Locate Online Application". Below this is a sub-heading "Why Do I Need to Enter This First?" followed by explanatory text: "You may have a profile in the system. Please fill out this form so that we can see if your profile exists. The system will use your birth date and last five digits of your social security to find your profile. We store this information on your profile and will use it to verify your identity if you need to contact us." A note states: "If no existing profiles are found, you will automatically continue onto new profile setup." The form contains several input fields: "First Name" (filled with "Rory"), "Last Name" (filled with "wintertest"), "Email Address" (filled with "Katherine.wintertest+rory@gmail.com"), "Date of Birth" (placeholder "Enter Date of Birth" with a "Required" label), and "Last 5 Digits of SSN" (placeholder "Enter Last 5 Digits of SSN" with a "Required" label). A "Next >" button is at the bottom, with a red arrow pointing to it.

- 9. Hadii aan lehilin ciwaan, waxaa laguuri diri doonaa inaad dhamaystirto si aad u samaysato Develop Individual Accountigaaga.

An online application was not found using the information you provided. Please enter the following to begin the Develop online application process.

Develop 7.0 Login Instructions

10. Markaad galiso akhbaartaada shakhsiyeed, dhamaystir sidaad jeceshahay in laguugal soo xariiro, aqbalna Privacy iyo Policy ga, kudhufo **Submit**. Waxaad arki doontaa qoraal xaqiijinaya sida midkan hoose oo kale. Kudhufo **OK**.



11. Hadii aad umalaynayso inaad account hore leedahay, fadlan laxariir Developep Help Desk caawimo ahaan.

DEVELOP HELP DESK

833-605-6938 § support@develophelp.zendesk.com

Waxaa laga heli karaa telefoonka Isniin ilaa Khamiis laga bilaabo 7:30 a.m. ilaa 4:30 p.m., iyo Jimcaha laga bilaabo 7:30 a.m. ilaa 12:30 p.m.

Caawimo luuqadaha Hmong, Somali ama Spanish, laxariir Language Access Line ay bixiyaan Child Care Aware of Minnesota.

- 888-291-9811
- 651-655-0150